



KARL ANDERSSON & SÖNER
SINCE 1898

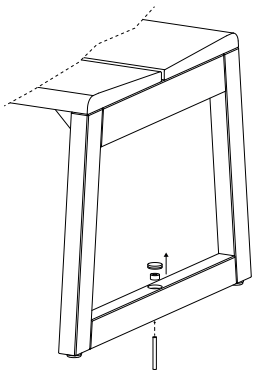
MEANDER

DESIGN HANNES ÅSTRÖM 2021

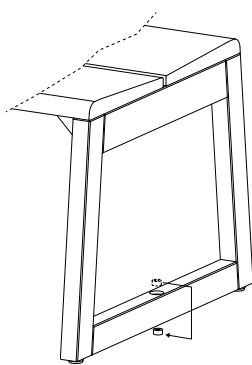
MONTERINGSANVISNING ASSEMBLY INSTRUCTION

OBS! Förankra ALLTID Meander i golv om det finns risk för tippning. Kund ombesörjer passande fästbeslag.
NOTE! ALWAYS secure Meander to the floor if there is a risk of tipping. Customer arranges suitable mounting hardware.

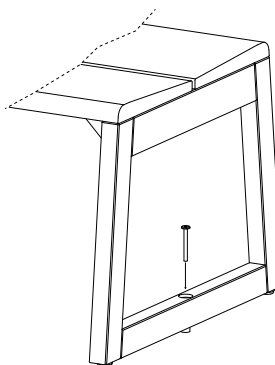
1



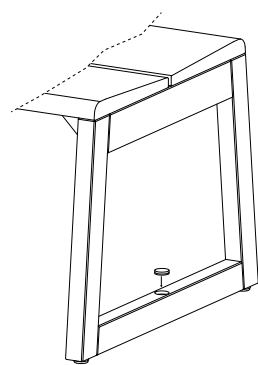
2



3

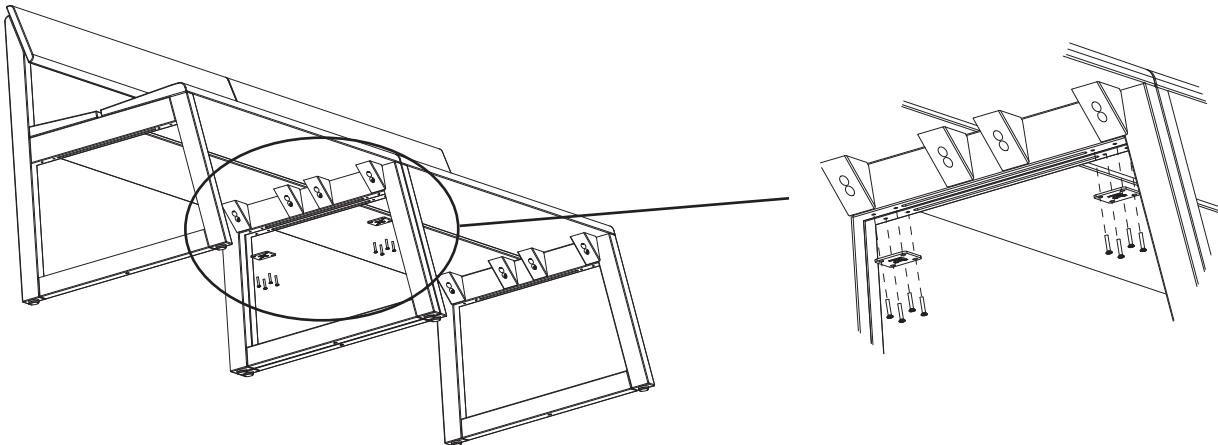


4



Koppla Meander med medföljande beslag

Connect Meander with the included fittings



OBS! Karl Andersson & Söner tar ej ansvar vid felaktig användning.

WARNING! Karl Andersson & Söner doesn't take any responsibility for any kind of improper use.

För skötselråd www.karl-andersson.se / Furniture care look at www.karl-andersson.se